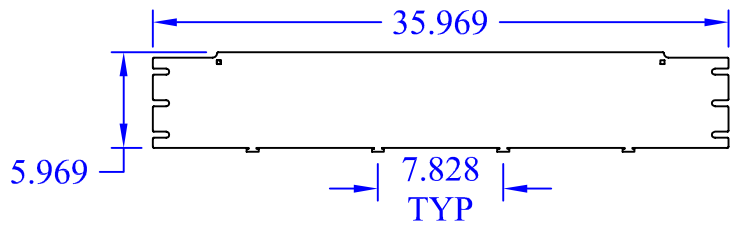
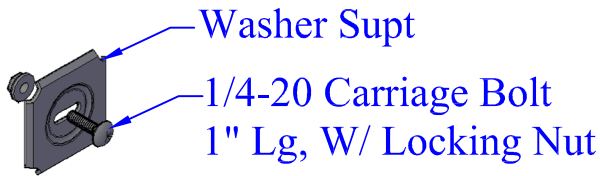


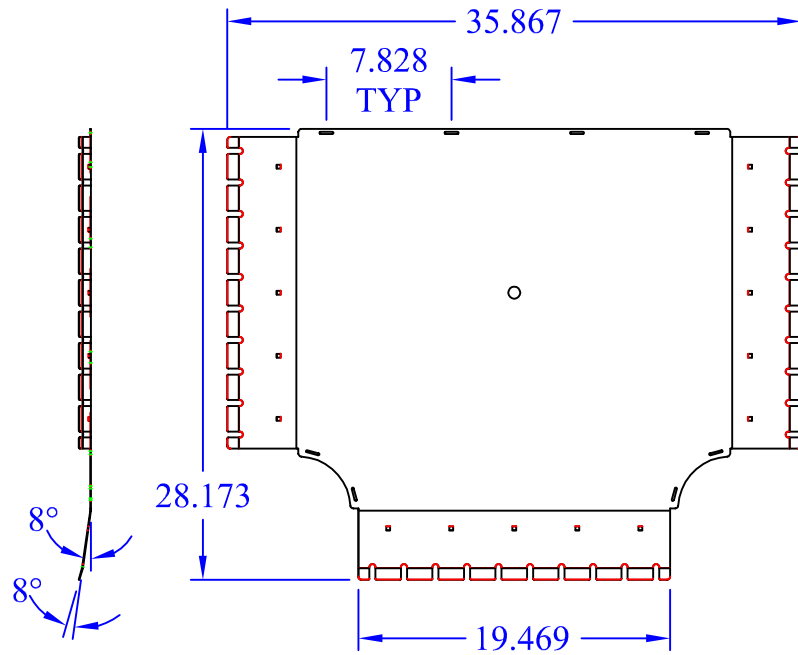
**(2) WBT-6 IR**



**(1) WBT-T-6x20 TBACK**



**(9) Washer Supt**



**(1) WBT-T-Xx20 BASE**



This drawing in design and detail is the property of WBT, LLC. and must not be used except in connection with our work. All rights of design or invention are reserved.

PART # OR NAME		DRAWN BY	
WBT-T-6x20 XX		RJM	
SIZE	DATE	SCALE	SHEET
A	4/20/15	VARIABLES	1 OF 1
			REV
			N/A